

XVR ON SCENE EXPO

Enhance your educational reach with XVR On Scene Expo. A time- and cost-effective solution for educating large groups remotely.

WHY XVR ON SCENE EXPO?









Trainings and exercises are costly in both time and resources. Additionally, the effects of a training or exercise is greater if the participants are well-prepared. With XVR On Scene Expo, instructors can create an incident scene which participants go through independently in preparation for an upcoming exercise or training. In this way, participants are better prepared and their learning experience is optimised.

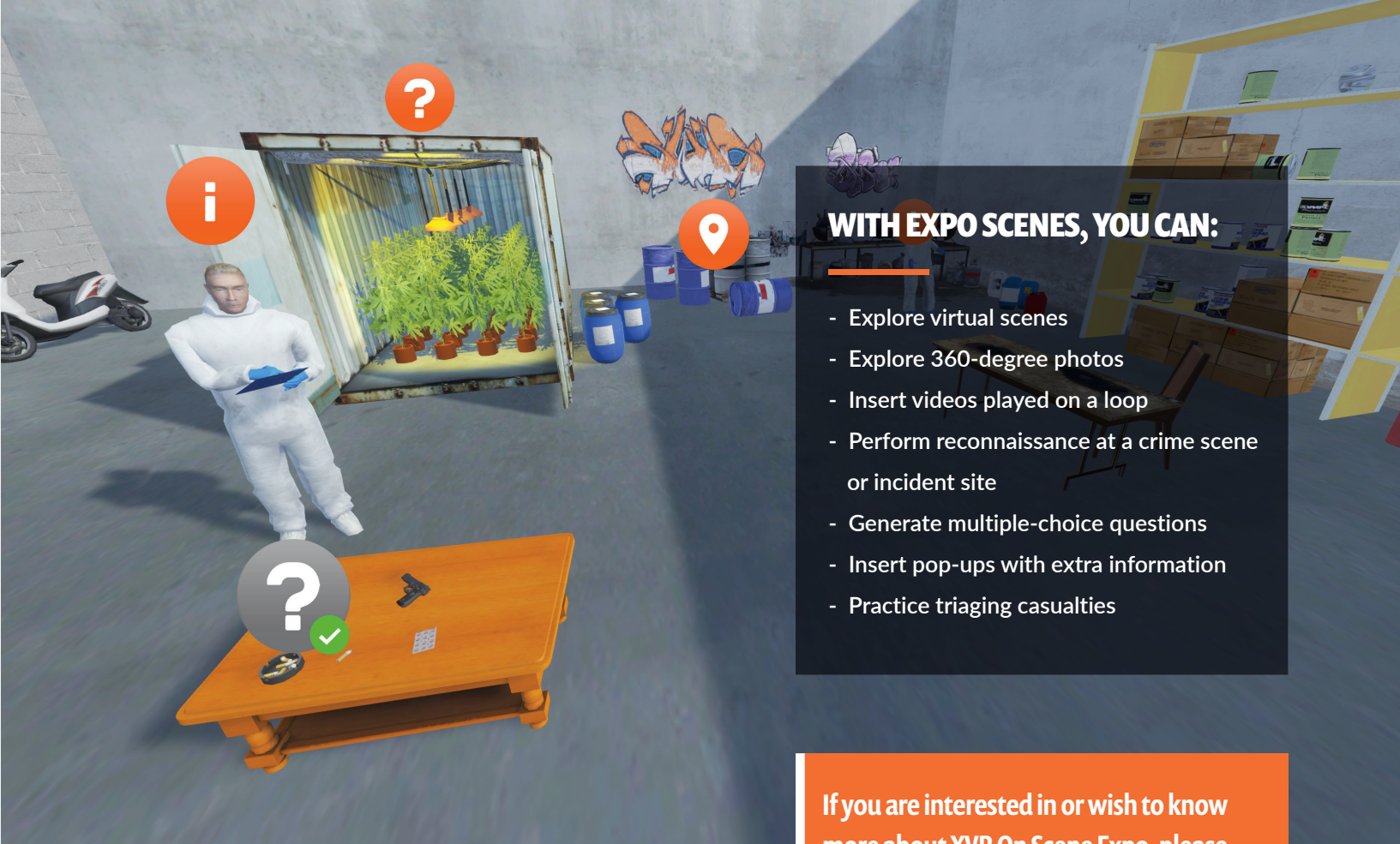
HOW DOES IT WORK?

XVR On Scene Expo is an extension of XVR On Scene. As with all other modules of XVR Simulation, instructors have complete freedom to shape their own scenarios and customise them to their learning objectives. Building scenarios works in the same way as in XVR On Scene, except with the addition of viewpoints and hotspots. The participant uses these points to navigate and complete the scene.

Once you have finished building the scenario, it is exported as an Expo scene. The participant then uses the Expo app to load and go through the scene. Instructors can analyse the participants' results to evaluate their progress, efficiently support their learning objectives, and add additional assignments as needed. In this way, analysing the results also helps instructors keep their training curriculum relevant.

ADVANTAGES

-  Increase your training and educational reach significantly with Expo
-  Prepare and educate participants with custom scenarios
-  All exercises are completely self-led, no instructors are required
-  Use Expo anywhere, anytime on a tablet or laptop/PC
-  Track and log participants' results to efficiently direct your teaching efforts
-  Expo scenes can be hosted entirely on your own cloud or server
-  Send post-exercise refresher scenes for increased retention
-  Support participants' different learning styles with interactive visualisations



WITH EXPO SCENES, YOU CAN:

- Explore virtual scenes
- Explore 360-degree photos
- Insert videos played on a loop
- Perform reconnaissance at a crime scene or incident site
- Generate multiple-choice questions
- Insert pop-ups with extra information
- Practice triaging casualties

If you are interested in or wish to know more about XVR On Scene Expo, please get in touch with us at: info@xvrsim.com



INCREASE YOUR REACH

Expo scenes are self-led and do not require an instructor to be present. This means your training reach can grow exponentially, as participants can complete learning experiences on their own time. Participants can increase their learning retention by completing extra exercises or re-doing previous ones.



MORE EFFECTIVE TRAINING

Increase your participants' learning output by preparing them for exercises or actual situations they might encounter in the field, and follow up with refresher courses for optimal retention. Expo scenes are also the ideal way to train low-frequency emergencies and protocol updates.



ANYWHERE, ANYTIME

Use Expo on a tablet or laptop/PC from anywhere in the world. The entire platform is cloud- or server-based, meaning all you need is a tablet or laptop/PC with an intranet or internet connection. Give your staff the freedom to prepare and learn in a time and place of their choosing.

XVR Simulation B.V.

Westlandseweg 40C
2624 AD Delft
The Netherlands



WWW.XVRSIMULATION.COM

T | + 31 15 2125276
E | info@xvrsim.com